





BTB Auto Glass & Body Shop Tools

Flexible Adhesive Cutting System



▶ One System ▶ Any Glass, Panel or Part
▶ Servicing Every Industry



- ▶ Automotive
- ▶ Public Transport
- ▶ Heavy Commercial
- ▶ Construction
- ▶ Marine & Aviation
- ▶ Mining & Agriculture



BTB Tools is Australia's One Stop Shop for specialised tools, accessories and consumables to the auto glass repair & replacement, collision repair, and a variety of other industries.

A Family Business with Customer Service at its Heart

From his early days in the collision repair and windscreen repair & replacement industry, the company founder, Trevor Lock, identified a need for better tools to service the industry. The company's flagship BTB Glass & Panel Removal System was born in the mid 1980's and has evolved to the world class tool it is today. BTB spans two generations with Trevor's daughter Kylie, and son Craig who also began his career in the auto body repair industry.

Industry Knowledge & Training

With over 60 years hands on professional experience in the auto glass & collision repair industry, BTB are qualified industry experts. BTB are technological leaders for the safe removal of adhesive fitted auto glass, bonded panels & components, have in-house training facilities and provide technical support for the tools we sell.

On-Site Manufacturing

BTB's patented and unique specialised products, including the BTB Glass & Panel Removal Power Tools and Cutting blades, are manufactured on site at our BTB Head Office in Bendigo, Victoria, Australia.

Extensive Product Range

Offering a comprehensive range of specialised hand tools, power tools and accessory products, BTB's warehouse carries over 1000 tool and accessory line items dedicated to auto glass and collision repair specialists.

Servicing Every Industry

BTB's unique cutting system is used in every industry requiring cutting tools to remove adhesive fitted glass, panels and parts.

National and International Reputation

BTB Tools products are distributed nationally through our dedicated distribution network. We have an international reputation and export our BTB adhesive cutting system to over 50 countries worldwide.

Prompt Service and Delivery

BTB prides itself on its high standard in Customer Service. Responding to product enquiries is given top priority. BTB manufactured products are also backed by our in-house tool service / repair centre.

New Products & Continuous Improvement

BTB continuously reviews its product range and looks for products to meet new and existing needs in the industry. New products are frequently added to the range.

Improvements and enhancements are also made to our BTB adhesive cutting system tool and blades, to take advantage of new breakthroughs in manufacturing and materials technology, and to cater for new vehicle models and industry trends.

Terms & Conditions

All product returns must be approved prior by BTB and be within fourteen (14) days from receipt of delivery. Incorrectly ordered product returns may be subject to a restocking fee. Returned goods shall be in their original and unmarked condition, complete with any instruction sheets supplied.

The following goods cannot be returned for credit under any conditions:

- Any goods specially made, including items cut to length
- Any goods used, altered or damaged by the purchaser

All product returns must be freight prepaid by the sender.

All orders are to be prepaid unless trading terms are agreed prior by BTB.

Prices and availability are subject to change without notice.

The supply of items may vary from time to time from the actual images shown in this catalogue.

Any unauthorised copying, duplicating or transmitting of this publication or any part thereof is strictly prohibited unless prior consent is given in writing by BTB Auto Glass & Body Shop Tools. Any infringement of copyright may be subject to legal liability.

Note that BTB's distributors may have additional terms and conditions to the above.

BTB Tools Head Office, Manufacturing & Warehousing Facility.



BTB TOOLS are your one stop shop for auto glass & body shop tools.



THE BTB SYSTEM

- ABOUT THE BTB SYSTEM _____ page 4
- TOOL POWER OPTIONS _____ page 5
- TOOL SPECIFICATIONS _____ page 5
- APPLICATIONS _____ pages 6 - 7



Windshield & Other Glass Removal



Challenging Body Shop Glass Removal



Bus, Truck, Rail & Other Industries

TOOL KITS

AUTO GLASS
**MOBILE 12 V
E-TOOL** KITS
Pages 8 - 9



AUTO GLASS
AIR TOOL KITS
Pages 10 - 11



BODY SHOP
AIR TOOL KITS
Pages 12 - 13



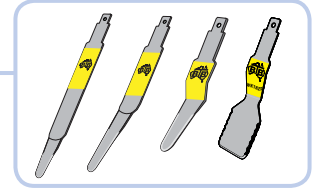
BUS, TRUCK
& RAIL
AIR TOOL KIT
Page 14



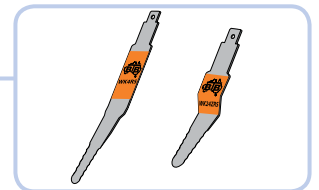
BLADES

BLADE DESIGN SUMMARY
Page 15

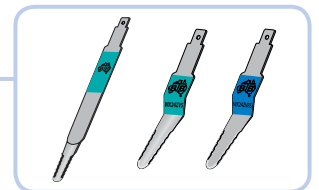
STANDARD
BLADES
Pages 16 - 18



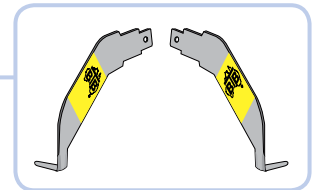
STANDARD
REVERSE
BLADES
Page 18



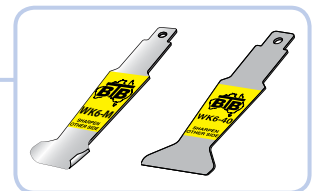
SAFETY
'V' EDGE
BLADES
Page 19



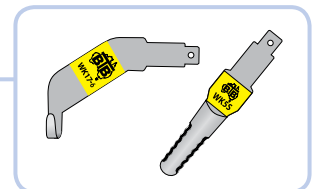
POWERED
COLD KNIFE
BLADES
Page 20



PINCHWELD
TRIMMING
BLADES
Page 21



BACKFILL
REMOVAL
BLADES
Page 22




TOOL & KIT ACCESSORIES

BLADE CUTTING DEPTH CONTROL
Pages 24 - 25

RESUPPLY ITEMS
Pages 26 - 27

INTRODUCTION

BTB's unique and patented system has been designed to remove all types of adhesive fitted glass and components. Its speciality is Automotive glass, including those with encapsulated or bonded mouldings and/or where adhesive is difficult to reach or hidden far below the dashboard. Equally it is superior in removing adhesive fitted body panels and side/body mouldings. All without damage to painted panel, glass or component.



12 Volt Battery Power Tool

Air Power Tool

A BTB PATENT APPLIES TO BOTH POWER TOOLS

One System, two power tool options. Servicing any Industry, Any Vehicle, Any Glass, Any make or model, Every Time!

Versatility

The BTB system's **versatility** allows you to cut from inside or outside of the vehicle, against the glass surface, or in the case of an encapsulated glass, the reverse 'R' blades will safely cut against the pinchweld or body panel and away from the encapsulation.

Two Power Tool Options

BTB's renowned Air Powered Tool or our new 12 Volt Battery Powered **E-TOOL**.

Precision and Control

Cutting blade precision and control for both tools comes from their short and fast in-line reciprocal (in-out) stroke, adjustable speed and power, and the adjustable **cutting depth control** system. The **non-aggressive action** of both tools also minimises risk of vehicle damage or operator injury. **Force is eliminated** and expensive undamaged glasses and mouldings can be re-used.

Intelligent Design

- All blades can be used in the BTB Air Tool or the **E-TOOL** and can also be used in BTB's manual handles.
- Blades can be quickly interchanged in less than 10 seconds.
- The controller cap on both power tools is made from nylon, designed to rest on the glass while cutting from inside the vehicle, correctly aligning the blade and **avoiding scratching glass or painted panels**.
- Both power tools also operate as a very powerful and effective **power hack-saw**.

Low Hand - Arm Vibration (HAV)


Both the Air Powered Tool and 12 Volt Battery Powered **E-TOOL** conform to ISO5349, ISO8662 and **CE** standards.

Quality Manufacture by BTB

Both the Air Powered Tool and 12 Volt Battery Powered **E-TOOL** are unique, custom built tools providing quality, power, precision and low vibration. They are small, compact, light-weight and user-friendly, with proven reliability and long life, requiring minimal maintenance.

Training Package & User Manuals

Every **E-TOOL** and Air Tool comes with a Training Video and detailed User Manual, providing excellent and valuable guidelines, hints and tips for most cut-out and glass types. A level of skill and proficiency quickly develops from applying the system to a range of cut-out applications.

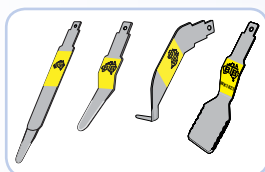


Tool Kits & Individual Components

BTB offer a range of industry-specific tool kits. Also any power tool, blade, or tool kit accessory can be purchased separately.



Professional Tool Kits



Blades for All Applications



Cutting Depth Control



Pinchweld Trimming Blades



BTB's Power Tools, Control System & Selected Cutting Blades have Registered Patents/Designs Extending Worldwide

Which Tool - Battery Powered or Air Powered?

Both versions of the power tool:

- use the same blade cutting depth control arms,
- have low noise and vibration levels,
- have precise & powerful cutting performance,
- are compact and light weight,
- use the same blades and accessories,
- are available in industry-specific tool kits.

BTB **E-TOOL™** 12V Power Options

Along with its total portability, the E-Tool:

- has a faster and shorter stroke, eliminating hot blades and smoke, also avoiding kickback from incidental blade contact.
- allows Power Cold Knife blades to also be pulled backwards (eg. Up an 'A' pillar).

The BTB E-Tool is available with a small portable 12 volt battery pack, however you can use your own 12 volt power supply.



The 12 Volt Battery Powered **E-TOOL™** is specifically designed for **Mobile Installations.**

BTB's Shoulder Battery Pack




6 Ah Battery:
▶ 6 to 8 cut-outs

12V Carry Pack or Vehicle Battery



12 to 40 Ah Battery:
▶ 15 to 40 cut-outs

Mobile Vehicle 12V Battery



Using optional BTB Extension Cables
Regularly re-charged via Vehicle Battery

- Direct to Battery
- Panel Socket
- Auxiliary battery

An AC Transformer Supplying 12 Volt Power



Unlimited 12V power:
▶ Unlimited cut-outs

BTB Air Tool Air Supply Options

The BTB **WK10HD** Air Tool consumes a small volume of air and is generally powered via a workshop air supply,

OR for portable use in a mobile repair van, simply use a small fully portable air compressor,

OR for quiet and total portability, use a bottle of Carbon Dioxide (CO₂) fitted with a pre-set pressure regulator.

The **WK10HD** is a small but superior powered air tool for every-day use and recommended for **workshop or heavy duty use.**



E-TOOL™

Tool Specifications

AIR TOOL

Free Speed (Cycles Per Minute)	6,400
Reciprocal Stroke Length	4 mm [1/8"] (fixed)
Noise at 1 metre	80 dBA
Vibration Emission Value A _{hv}	8.03 m/s ²
Tool Weight	1.3 kg [2.87 lb]
Overall Length (Excluding Lead)	280mm [11"]
Warranty (on Tool)	1 year
Motor Power Output	112 W
Voltage Input	12 V DC
Battery Charger Voltage Input	110-240 V AC

Free Speed (Cycles Per Minute)	6,500
Reciprocal Stroke Length	0 - 6mm [1/4"] (variable)
Noise at 1 metre	77 - 79 dBA
Vibration Emission Value A _{hv}	7.6 m/s ²
Tool Weight	1.15kg [2.53 lb]
Overall Length Excluding Hose	260mm [10 1/4"]
Warranty (on Tool)	2 years
Air Inlet	[1/4" NPT]
Max. Air Pressure	6.2 Bar [90 PSI]
Air Consumption [Free Air Delivery]	60 - 140 Litres /min [2 - 5 CFM]



Auto Glass Removal Applications

See the tool in action at btbtools.com/videos

Many glass removals, most specifically if undamaged and to be re-installed, may require different or a combination of cut-out techniques. BTB's precise, smart and versatile air or battery powered system allows you to cut the adhesive:

- using no stress or force,
- from outside the vehicle,
- from inside of the vehicle,
- against the glass surface, or
- against the pinchweld/panel surface, avoiding contact with the encapsulation

Long flexible blades easily **REACH URETHANE BELOW DASHBOARDS** including double beads and difficult adhesives on side and back glasses.



Cut from outside vehicle with **POWERED COLD KNIFE BLADES** for a fast cut-out without physical force to the glass or technician's limbs.



PRECISE CUTTING from INSIDE VEHICLE with BLADE DEPTH CONTROL ARMS for user confidence and protection of painted surfaces.



For **ANY CURVED GLASSES**, thin flexible blades follow the contour of the curved glass.




Small light-weight and versatile power tool is excellent for removing **SMALL & DIFFICULT GLASSES**.




CUT AGAINST PINCHWELD from inside vehicle and underneath the moulding to save and **RE-USE EXPENSIVE ENCAPSULATED GLASSES**.



Quick and easy **ANTI-SCRATCH PINCHWELD SCRAPER** blades leave a thin even layer of adhesive for re-bonding.



CUT UNDER EDGE OF EXPOSED GLASS OR ENCAPSULATION from outside using a standard blade to cut against either the glass or body panel.



Body Shop Additional Removal Applications

See the tool in action at btbtools.com/videos

Removal of a broken front windscreen is easy. The challenges to auto body repairers are removal and re-installation of unbroken, expensive or encapsulated front, side and rear glasses, panoramic glass roofs and bonded panels. The BTB tool specialises in all applications.

Gain control of workshop job-flow times by adopting **IN-HOUSE GLASS REMOVAL**.



Powerful tool & strong blades cut tough adhesive to **REMOVE ADHESIVE BONDED PANELS** or panel sections.



Safely remove difficult and expensive quarter & hatch glasses and **PANORAMIC GLASS ROOF & FRAME ASSEMBLIES** for re-installation.



Quickly and **SAFELY REMOVE BODY MOULDS**, bump strips, badges, nameplates, decals and emblems. The blade's smooth surface slides freely against a painted panel, resulting in no damage to paint or part.



Bus, Truck, Rail & Heavy Vehicle Applications

Glass, panel and bonded component removal in large vehicles is similar but involves harder and wider beads of adhesive. BTB's robust air tool is designed for heavy duty applications.

CUT FROM OUTSIDE with PCK blades or combine inside and outside cuts for large and difficult glasses.



CUT FROM INSIDE with standard blades for **WIDE, HARD, DOUBLE or HIDDEN ADHESIVE BEADS**. No need to remove interior trims with BTB's thin smooth blades which safely reciprocate between the trim seal and glass.



See page 22 for special blades to quickly and safely **REMOVE BACKFILL ADHESIVE** between glass edges and / or panels.



REMOVE BONDED PANELS or accident damaged panel sections for repair from buses, trains and similar vehicles.



E-TOOL™

BTB's 12 Volt Battery Powered Auto Glass Cut-Out Tool

Designed and Built by BTB Technicians specifically for Mobile Installations

See the tool in action at btbtools.com/videos

E-TOOL™ Technician Kit

ETK12TEC 11 Blade E-Tool TECHNICIAN Auto Glass Specialist Kit

This comprehensive kit, designed for the Mobile Auto Glass Professional, contains a wider range of mostly serrated blades which are preferred for their faster cut-out times. Includes adjustable cutting depth control arms. Safely remove any bonded glass from any vehicle!



KIT CONTENTS:

- | | |
|---|---|
| Power Tool:
E-Tool, 12V Battery in Carry Bag, Charger | Cutting Depth Control Arms:
WK11AW, WK11BW5, WK11CW, WK11EW, WK11FW |
| Blades:
WK1-S, WK2-S, WK4-S, WK4R-S, WK4Z-S, WK4ZVR-S, WK24Z, WK24-S, WK27M, WK28M, WK6-M | Accessories:
WK7, WK7L, WK8DSM, WK9, WK9B, WK11VEL, WK20, WKGA |

Also see Spade Blades on Page 18

- Packaging:**
Sturdy Plastic Carry Box
- Training Package:**
Intro & Training DVD, User Manual

E-TOOL™ Classic Kit

ETK12CLS 7 Blade E-Tool CLASSIC Auto Glass Kit

This Mobile E-Tool kit contains an assortment of serrated & non-serrated blades to easily remove modern vehicle glasses, including laminated & encapsulated style glasses. Includes adjustable cutting depth control arms.



KIT CONTENTS:

- | | |
|--|---|
| Power Tool:
E-Tool, 12V Battery in Carry Bag, Charger | Cutting Depth Control Arms:
WK11AW, WK11BW5, WK11CW, WK11FW |
| Blades:
WK2-S, WK3, WK24Z-S, WK24ZR-S, WK27M, WK28M, WK6-M | Accessories:
WK7, WK8DSM, WK9, WK9B, WK11VEL, WK20, WKGA |

Also see Spade Blades on Page 18

- Packaging:**
Sturdy Plastic Carry Box
- Training Package:**
Intro & Training DVD, User Manual

BTB's Air Tool and E-TOOL™ have the same blades, blade applications, cutting depth control arms and accessories. See page 15 on for details.



E-TOOL™ Starter Kit

ETK12STR 4 Blade E-Tool STARTER Introduction Kit

This Mobile E-Tool kit is ideal kit for introducing mobile auto glass technicians to the BTB removal system. Contains a small selection of BTB's most used blades and adjustable cutting depth control arms for modern style vehicle glass removals.



KIT CONTENTS:

Power Tool: E-Tool, 12V Battery in Carry Bag, Charger
Cutting Depth Control Arms: WK11BW5, WK11FW
Blades: WK2-S, WK4Z-S, WK27M, WK28M
Accessories: WK7, WK8DSM, WK9, WK11VEL, WKGA

Also see Spade Blades on Page 18

Packaging:

Sturdy Plastic Carry Box

Training Package:

Intro & Training DVD, User Manual

E-TOOL™ Power Tool with Battery Pack & Charger

ETK1205 E-Tool with 12 Volt Battery in Carry Bag and 110/240V Smart Charger

Ideal for existing BTB system users who already have cutting blades or a tool kit but would like to use it for mobile / on-road work. Includes power tool, battery pack and charger. No blades included.



KIT CONTENTS

Power Tool: E-Tool, 12V Battery in Carry Bag, Charger
Accessories: WKGA
Training Package: Intro & Training DVD, User Manual

E-TOOL™ Power Tool Only


ETS1200 E-Tool Plus WKGA Tool Accessory Kit

NOTE: #ETS1200 power tool is conveniently powered using the #ETS12B5 Battery Pack or **alternate 12 volt power sources (See Page 5)**



Additional blades can be purchased separately and easily be added to any kit as required

NOTE!



Every E-Tool and E-Tool kit comes with a detailed 16 page User Manual which provides excellent and valuable guidelines, hints and tips for most cut-out and glass types.

E-Tool battery chargers are supplied with a region-specific AC power cord.



BTB's Famous Air Powered Auto Glass Cut-Out Tool

A small but superior powered Air Tool for every-day use and recommended for workshop or heavy duty use in bus and train glass removal.



Powerful, Precise, Versatile and Reliable

See the tool in action at btbtools.com/videos

AIR TOOL Technician Kit

WKTEC-BX 11 Blade Air Tool TECHNICIAN Auto Glass Specialist Kit

This comprehensive kit designed for the Auto Glass Professional contains a wider range of mostly serrated blades, preferred for their faster cut-out times. Includes adjustable cutting depth control arms. Safely remove any bonded glass from any vehicle!



KIT CONTENTS:

- | | |
|---|---|
| Power Tool:
WK10HD Heavy Duty Air Tool | Cutting Depth Control Arms:
WK11AW, WK11BW5, WK11CW, WK11EW, WK11FW |
| Blades:
WK1-S, WK2-S, WK4-S, WK4R-S, WK4Z-S, WK4ZVR-S, WK24Z, WK24-S, WK27M, WK28M, WK6-M | Accessories:
WK7, WK7L, WK8DSM, WK9, WK9B, WK11VEL, WK20, WKGA |

Also see Spade Blades on Page 18

- Packaging:**
Sturdy Plastic Carry Box
- Training Package:**
Intro & Training DVD, User Manual

AIR TOOL Classic Kit

WKCLS-BX 7 Blade Air Tool CLASSIC Auto Glass Kit

This tool kit contains an assortment of serrated & non-serrated blades to easily remove modern vehicle glasses, including laminated & encapsulated style glasses. Includes adjustable cutting depth control arms.



KIT CONTENTS:

- | | |
|--|---|
| Power Tool:
WK10HD Heavy Duty Air Tool | Cutting Depth Control Arms:
WK11AW, WK11BW5, WK11CW, WK11FW |
| Blades:
WK2-S, WK3, WK24Z-S, WK24ZR-S, WK27M, WK28M, WK6-M | Accessories:
WK7, WK8DSM, WK9, WK9B, WK11VEL, WK20, WKGA |

Also see Spade Blades on Page 18

- Packaging:**
Sturdy Plastic Carry Box
- Training Package:**
Intro & Training DVD, User Manual

See Page 6 for Auto Glass Removal Applications



Reach below dashboards



Blades for all applications



Cutting depth control



Pinchweld trimming blades



Air Tool Starter Kit

WKSTR-BX 4 Blade Air Tool STARTER Kit

The ideal kit for introducing workshop based auto glass technicians to the BTB removal system. Contains a small selection of BTB's most used blades and adjustable cutting depth control arms for modern style vehicle glass removals.



KIT CONTENTS:

Power Tool: WK10HD Heavy Duty Air Tool
Cutting Depth Control Arms: WK11BW5, WK11FW
Blades: WK2-S, WK4Z-S, WK27M, WK28M
Accessories: WK7, WK8DSM, WK9, WK11VEL, WKGA


Also see Spade Blades on Page 18

Packaging: Sturdy Plastic Carry Box

Training Package: Intro & Training DVD, User Manual

TIP

If a mobile air supply is required for your BTB air power tool, simply use a small air compressor powered by a vehicle power inverter system **OR** for quiet and total portability, use a bottle of Carbon Dioxide (CO₂) fitted with a pre-set pressure regulator.



Every Air Tool kit comes with a detailed User Manual which provides excellent and valuable guidelines, hints and tips for most cut-out and glass types.

Additional blades can be purchased separately and easily be added to any kit as required

NOTE!

WK6 Non-Scratch Pinchweld Trimming Kit

WK6-SET 4 Blade Pinchweld Trimming Set

Remove excess adhesive easily and safely with BTB's exclusive pinchweld trimming set.



KIT CONTENTS:

Blades: WK6-S, WK6-M, WK6-L, WK6-40
Accessories: WK7, WKKEY

WK6 blades are excellent for removing urethane embedded with shattered tempered glass.

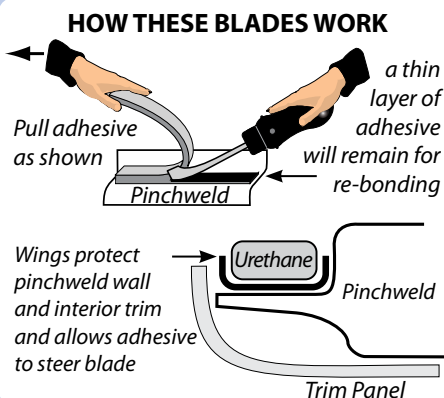
NOTE!

Intelligent design features of these blades include:

- A special wing on each side of the blade to eliminate scratching of paint including vertical pinchweld walls.
- A special grind which leaves a thin even layer of adhesive for re-bonding of replacement glass.

TIP Auto Body repairers can use these for body deadener, hemlock and seam seals.

No more scratching or touching up paintwork!



BTB's WK6 blades can be used in the WK7 manual handles or power tools.



BTB's Famous Air Powered Cut-Out Tool & Blade System for all Auto Glass and:



- Precision removal of any difficult body shop glass for reinstallation.
- Bonded body panels & parts.
- Mouldings, nameplates & badges.

Powerful, Precise, Versatile and Reliable

See the tool in action at btbtools.com/videos

The BTB system allows Auto Body repair shops to adopt IN-HOUSE GLASS REMOVALS and control workshop job flow times. Refer to glass, panel and moulding removal examples on pages 6 and 7.

NOTE!

Very Low vibration levels of BTB's Air Tool and E-Tool help avoid hand / arm vibration injuries.

Body Shop Tradesman Kit

WK10HD BX 13 Blade Air Tool TRADESMAN Body Shop Kit

This professional Automotive body shop kit contains the most popular blades needed for the auto body repairer, dealership workshop & auto dismantler/recycler. Includes an assortment of non-serrated & serrated blades. Serrated blades are mostly used for glass and/or panel removal.

Non-serrated blades are for removing adhesive fitted side body mouldings, emblems and nameplates without damage to glass, moulding or painted panels.



KIT CONTENTS:

Power Tool: WK10HD Heavy Duty Air Tool	Cutting Depth Control Arms: WK11AW, WK11BW5, WK11CW, WK11EW, WK11FW
Blades: WK1-S, WK4, WK4R-S, WK4Z-S, WK4ZR-S, WK24Z, WK24ZVR-S, WK24-S, WK27S, WK27M, WK28S, WK28M, WK6-M	Accessories: WK7, WK7L, WK8DSM, WK9, WK9B, WK11VEL, WK20, WKGA

Also see Spade Blades on Page 18

Packaging:

Sturdy Plastic Carry Box

Training Package:

Intro & Training DVD, User Manual

TIP

If a mobile air supply is required for your BTB air power tool, simply use a small air compressor powered by a vehicle power inverter system **OR** for quiet and total portability, use a bottle of Carbon Dioxide (CO₂) fitted with a pre-set pressure regulator.



Every Air Tool kit comes with a detailed User Manual which provides excellent and valuable guidelines, hints and tips for most cut-out and glass types.

See Pages 6 & 7 for Glass & Body Panel Removal Applications



Curved and Hatch Glass



Body moulds & badges



Precise depth control



Panoramic roof systems



Body Shop Craftsman Kit

WKCRA-BX 9 Blade Air Tool CRAFTSMAN Body Shop Kit

Contains a selection of blades needed for the auto body repairer, vehicle dealership workshop and automotive dismantler/recycler. Includes serrated, non-serrated and external cutting blades. Cutting depth control arms regulate cutting depth.



KIT CONTENTS:

- | | |
|---|--|
| Power Tool:
WK10HD Heavy Duty Air Tool | Cutting Depth Control Arms:
WK11AW,
WK11BW5,
WK11CW,
WK11EW |
| Blades:
WK1-S,
WK4, WK4R-S,
WK4Z-S, WK24Z,
WK24ZR-S,
WK27M,
WK28M, WK6-M | Accessories:
WK7, WK8DSM,
WK9, WK9B,
WK11VEL, WK20,
WKGA |

Also see Spade Blades on Page 18

Packaging:

Sturdy Plastic Carry Box

Training Package:

Intro & Training DVD, User Manual

Air Tool Starter Kit

WKSTR-BX 4 Blade Air Tool STARTER Kit

The ideal kit for introducing body repairers to the BTB removal system. Contains a small selection of BTB's most used blades and adjustable cutting depth control arms for modern style vehicle glass removals.



KIT CONTENTS:

- | | |
|--|--|
| Power Tool:
WK10HD Heavy Duty Air Tool | Cutting Depth Control Arms:
WK11BW5,
WK11FW |
| Blades:
WK2-S, WK4Z-S,
WK27M, WK28M | Accessories:
WK7, WK8DSM,
WK9, WK11VEL,
WKGA |

Also see Spade Blades on Page 18

Packaging:

Sturdy Plastic Carry Box

Training Package:

Intro & Training DVD, User Manual

Air Power Tool Only

WK10HD Air Tool with WKGA Tool Accessory Kit

See the tool in action at
btbtools.com/videos



NOTE!

All BTB blades are designed for use in the BTB **E-TOOL** or Air Tool and Manual Handles.



Reach below dashboards



Blades for all applications



Access confined spaces



Pinch weld trimming blades

See Pages 6 & 7 for
Glass & Body Panel
Removal Applications

BTB's Famous Air Powered Glass & Panel Removal Tool

BTB's Air Tool is small but incredibly powerful and great for everyday jobs, or for prolonged heavy duty use in removal of glass and bonded panels from buses, trains and other similar vehicles.



 See the tool in action at btbtools.com/videos

Bus, Truck and Rail Kit

WKBTR15-BX 15 Blade BUS TRUCK & RAIL Air Tool Kit

For the bus, truck, rail and commercial industries, this tool kit is suited to removal of adhesive bonded glass and bonded panels on today's transport fleets. The kit includes external and internal cutting blades, as well as blades to easily remove adhesive backfill from between glasses. Adjustable cutting depth control arms regulate cutting depth.



KIT CONTENTS:

- | | |
|---|---|
| Power Tool:
WK10HD Heavy Duty Air Tool | Cutting Depth Control Arms:
WK11BW5,
WK11DW5,
WK11EW |
| Blades:
WK1-S, WK1X,
WK2-S, WK4Z-S,
WK4ZR-S, WK4-S,
WK5-S, WK27S,
WK27M, WK27L,
WK28S, WK28M,
WK28L, WK6-L,
WK6-40 | Accessories:
WK7, WK7L,
WK8DSM, WK9,
WK9B, WK11VEL,
WK20, WKGA |

Also see Spade Blades on Page 18

- Packaging:**
Sturdy Plastic Carry Box
- Training Package:**
Intro & Training DVD, User Manual

Glass, panel and bonded component removal in large vehicles involves harder and wider beads of adhesive. BTB's robust air tool is designed for heavy duty applications.

CUT FROM OUTSIDE
with PCK blades or combine inside and outside cuts for large and difficult glasses.



CUT FROM INSIDE
with standard blades for **WIDE, HARD, DOUBLE or HIDDEN ADHESIVE BEADS**



REMOVE BONDED PANELS
or accident damaged panel sections for repair from buses, trains and similar vehicles.



No need to remove interior trims with BTB's thin smooth blades which safely reciprocate between the trim seal and glass.



Blade Design Summary

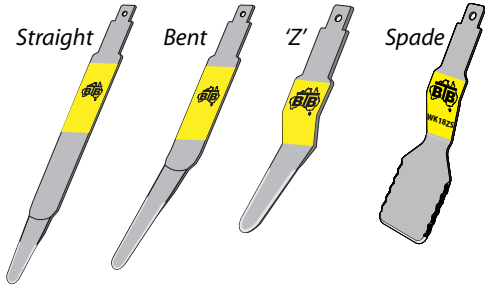
The BTB System incorporates SIX basic blade types:

- Standard Straight Blades,
- Standard Bent Blades,
- Standard 'Z' Blades,
- Standard 'Spade' Blades,
- Powered Cold Knife Blades,
- Pinchweld Trimming Blades.

BTB's Power Tools, Control System & Selected Cutting Blades have Registered Patents/Designs Extending Worldwide

Standard Blades

Straight, Bent, 'Z' and 'Spade' blades provide for a variety of lengths, flexibility, angles and blade tips.

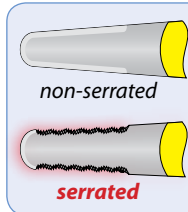


NOTE: See colour coding below

Non-Serrated vs Serrated Tips

Non-Serrated blades can be used in all removal applications.

Serrated "S" blades provide a faster and more aggressive cut for glass removal.



Blade Length

Extra blade length may be needed to reach adhesive deep below dashboards or in other long reach applications. However, in general, shorter blades provide more cutting control and a long blade should not be used if a short blade does the job.

Colour Coding

Yellow blades cut with the flat side of the blade tip facing and cutting against the glass surface.

Orange reverse blades cut with the flat side of the blade tip facing and cutting against the pinchweld, **underneath** encapsulated glass mould.

NOTE!

ORANGE & BLUE blades have their cutting tips bent opposite to **YELLOW** blades.

Green and **Blue** blades are a double bevelled safety-edge version of **YELLOW** and **ORANGE** blades respectively. See the V blades section on Page 19 for further details.

Flexibility

Flexible blades are simply ground thinner, allowing the blade to bend and follow the contour of curved glasses.


Spade Blades

NEW

BTB's new 'spade' blades provide **safe and superior control** with their **40mm wide blade and cutting edge** resting against the glass or panel surface.

Push them forward to cut with the wide face or **pull them backward** to cut with the serrated side.

Non-serrated versions are great for removing body side mouldings, emblems & nameplates.



Powered Cold Knife Blades

BTB's Powered Cold Knife Blades cut out a glass from outside the vehicle the same as a manual cold/pull knife. There is no strain on operator or physical force required because the BTB power tool does all the cutting work, more efficiently and safer for the vehicle and yourself.



NOTE: also available in reverse **Orange** grind for safely removing encapsulated glass. Refer Page 20



Pinchweld Trimming Blades

BTB's exclusive anti-scratch trimming blades are uniquely sharpened with special wings on each side, leaving a thin even layer of adhesive for re-bonding and eliminating damage to paintwork and vertical pinchweld walls.

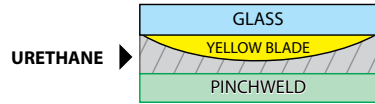


Standard Straight Blades

Applications

Standard Straight Blades are designed to cut adhesive very close to glass surface by placing the flat side of blade tip against the glass.

- Mostly used for cutting from inside vehicle,
- Easily reach urethane below dashboards or for long reach applications,
- For extra-long reach applications see WK1X and WK1ZX blades below.



Part / Length	Flexible C / Arm	Blade Image	Specific Applications
WK1 300 mm	WK1EW		Non-serrated for cutting below deep dashboards & long reach applications.
WK1-S 300 mm		<i>Serrated</i> 	Cutting below deep dashboards & long reach applications.
WK2 240 mm	WK1FW		Non-serrated for general medium reach cutting.
WK2-S 240 mm		<i>Serrated</i> 	Medium reach blade and for cutting below dashboards.
WK5 130 mm	WK1DW5		Rigid and non-serrated short general trimming blade.
WK5-S 130 mm		<i>Serrated</i> 	Rigid serrated short blade ideally suited for backfill adhesive removal in bus/truck/rail glass removals.

Extra Long Blades

Applications

These blades may be required in special and extra long reach applications to access adhesive where other blades may not reach.

NOTE! Do not use long blades when a short blade will do. A short blade brings the blade cutting tip closer to the nylon controller cap, resulting in more precise controlled cutting of adhesive.

Part / Length	Flexible C / Arm	Blade Image
WK1X 380 mm	N/A	
WK1ZX 380 mm		

All BTB Blades are designed for use in the BTB E-Tool, Air Tool and Manual Handles.

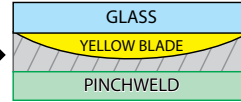


Standard Bent Blades

Applications

For general use and mostly for cutting from inside vehicle. These blades provide access to adhesive in mid-range reach applications and for curved glass where extra reach is required.

URETHANE



Part / Length	Flexible C / Arm	Blade Image	Specific Applications
WK3 190 mm	WK11FW		Semi-rigid non-serrated multi-purpose blade.
WK3-S 190 mm			Semi-rigid serrated multi-purpose blade.
WK4 190 mm			Flexible non-serrated medium reach blade for curved glass applications.
WK4-S 190 mm			Flexible serrated medium reach blade commonly used for curved glass on rear hatch doors.
WK24 240 mm			Flexible non-serrated longer reach blade follows contour of curved glass and cuts hard to reach adhesive.
WK24-S 240 mm			Flexible serrated longer reach blade follows contour of curved glass on rear hatch doors and cuts hard to reach adhesive.

Standard 'Z' Blades

Applications

Mostly used for cutting from inside vehicle using cutting depth control arms to protect painted surfaces. Common applications are top and sides of windshields and other interior cutting where working close to cutting area is possible and in confined work areas. Interior trims often do not need to be removed.

TIP

Non-Serrated blades can also remove body side mouldings, emblems, decals and nameplates.



Part / Length	Flexible C / Arm	Blade Image	Specific Applications
WK4Z 140 mm	WK11AW / WK11BW5		Rigid non-serrated short blade for precise control. Can also be used to remove body moulds, badges, emblems and decals.
WK4Z-S 140 mm			Rigid serrated short blade for precise cutting from inside vehicle, along A-Pillars, top of windscreen and other flat or slightly curved glasses.
WK24Z 150 mm			Short blade with longer flexible non-serrated tip for curved glass removals. Can also be used to remove body moulds, badges, emblems and decals.
WK24Z-S 150 mm			Short blade with longer flexible serrated tip for curved glass removals.

Spade 'Z' Blades ★ NEW ★

TIP Great for cutting/separating hidden glass locator pins.



Applications

For cutting from inside vehicle, these blades provide precise stability and control with their 40mm wide flat surface resting on the glass or panel. These blades use the same depth control arms as other BTB blades.

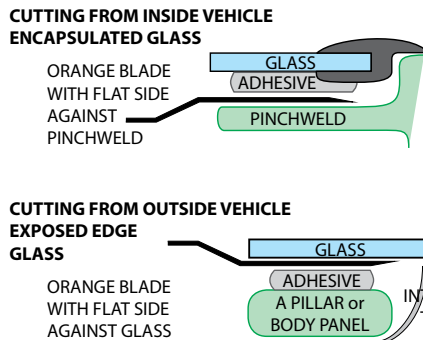
Part / Length	Flexible C / Arm	Blade Image	Specific Applications
WK18Z 140 mm	✓		<p>Windshields & Glass Removal These blades will cut in either direction either by pushing forward or pulling backward against serrated edges. Their wide tip is also great for separating glass locator pins and remaining adhesive stringers hidden behind black frit/band.</p> <p>Body Mouldings, Emblems & Badges The Non-serrated WK18Z & WK19Z allow quick, simple and damage free removal of mouldings, bump strips, decals and emblems, including thin and delicate nameplates. Their wide, flat, and smooth surface slides freely against a painted panel, causing no damage to paint or part.</p> <p>Cutting Depth Control BTB's exclusive cutting depth control arms also apply to 'Z' Spade Blades.</p>
WK18Z-S 140 mm	✓		
WK19Z 180 mm	✓		
WK19Z-S 180 mm	✓		

Reverse 'R' Blades For Encapsulated or Exposed Edge Glass

Applications

ORANGE blades are for safe removal of undamaged encapsulated glasses by cutting adhesive against the pinchweld or panel surface from inside vehicle.

Also great to use from outside vehicle with flat side of blade against exposed edge glass.



NOTE! Orange and Blue Reverse 'R' Blades have the cutting tip bent opposite to the Yellow blades



Part / Length	Flexible C / Arm	Blade Image	Specific Applications
WK4ZR-S 140 mm			Rigid short reverse blade for precise control cutting of easy-to-reach adhesive.
WK24ZR-S 150 mm	✓		Flexible short reverse blade for precise cutting and is designed to follow contour of curved encapsulated glass.
WK4R-S 190 mm	✓		Flexible medium reach reverse blade for accessing hidden adhesive and will follow contour of curved encapsulated glass.
WK24R-S 240 mm	✓		Flexible serrated longer reverse blade providing extra reach for hidden adhesives on curved encapsulated glasses.

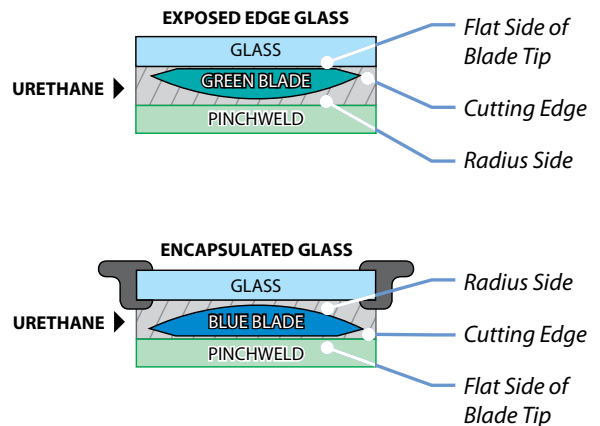


'V' & 'VR' Safety Edge Blade Design

As with the **YELLOW** and **ORANGE** blades, the flat side of these blades also steer toward the glass or panel. However, BTB's exclusive 'V' (**GREEN**) & 'VR' (**BLUE**) blades have the cutting edge suspended a small distance away from the flat surface to avoid potential damage to the painted surface or softer material panels (aluminium, fibreglass, polycarbonates). These surfaces are not flat and hard like glass, and often have high or low areas (panel joins, lap-overs or spot-welds). Like all BTB blades, the operator must select the blade that will allow the flat side of the cutting tip to face and hug the surface that you want to cut against.

Part Numbering

Safety Edge blades have a 'V' in their part number to identify them as Safety Edge Blades. eg. WK4ZV-S, WK24ZVR-S.









'V' & 'VR' Safety Edge Blades

Applications

The 'V' **GREEN** label **WK4ZV-S**, **WK2V-S** (rigid), and **WK24ZV-S**, **WK24ZV** (flexible) blades are a safety edge version of their equivalent **YELLOW** blades. They cut with the flat side against the glass. See Standard 'Z' Blades section on page 17.

The 'VR' **BLUE** label **WK4ZVR-S** (rigid) and **WK24ZVR-S** (flexible) blades are a safety edge version of their equivalent 'R' **ORANGE** blades. See Reverse 'R' Blades For Encapsulated and /or Exposed Edge Glass on page 18. They will safely remove undamaged encapsulated glass without scratching paintwork while still cutting close to the pinchweld. **BLUE** blades should be introduced into the adhesive with the flat side against the pinchweld.



Part / Length	Flexible C / Arm	Blade Image	Specific Applications
WK4ZVR-S 140 mm	✓ WK11CW	 <i>Serrated</i>	Rigid serrated short blade used for cutting against pinchweld from inside vehicle in flat or slightly curved encapsulated glass removal applications.
WK24ZVR-S 150 mm		 <i>Serrated</i>	Flexible serrated short blade used for cutting against pinchweld from inside vehicle in curved encapsulated glass removal applications.
WK4ZV-S 140 mm	✓ WK11AW / WK11BW5	 <i>Serrated</i>	Rigid serrated short blade most commonly used for cutting from inside vehicle along surfaces made of softer materials.
WK24ZV-S 150 mm		 <i>Serrated</i>	Flexible serrated tip for removal of curved glasses and for cutting against softer materials.
WK24ZV 150 mm		 <i>Serrated</i>	Flexible non-serrated short blade for removal of body moulds and emblems from concave panel surfaces.
WK2V-S 240 mm	WK11FW	 <i>Serrated</i>	This straight blade can be used with its flat side facing either surface you want to cut against.

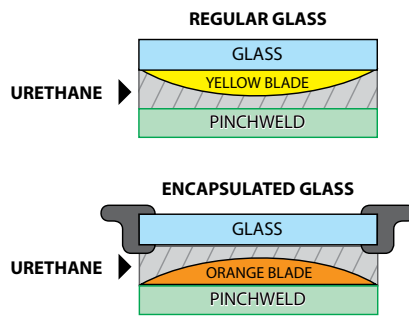
Powered Cold Knife Blades

Applications

BTB's Powered Cold Knife Blades cut underneath the glass edge **from outside the vehicle** for a fast cut-out similar to a manual cold/pull knife. However, there is no physical force, strain on operator or pressure on glass, because the BTB power tool does all the cutting work, more efficiently and far safer for the vehicle and yourself. Due to the reciprocating **in-line** blade action, these thin and smoothly polished blades can operate between most close fitted glass and pinchwelds without damage to painted pinchweld wall.

Reverse profile 'R' **ORANGE** blades are for saving expensive encapsulated glasses. They are designed to cut with the flat side of the blade against the pinchweld of vehicle body panel and underneath the encapsulated moulding.


CUTTING FROM OUTSIDE OF VEHICLE



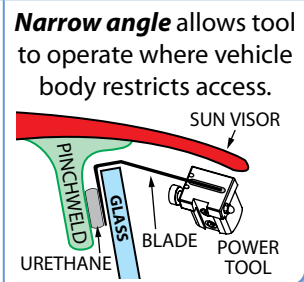
- TIP**
1. Always start using the shortest blade tip available, then progress to longer blade tip if required.
 2. If the adhesive is set further back from the glass edge, BTB recommends an internal cut method using Standard Straight, 'Z' or Bent blades **OR** if exposed edge glass, use WK4ZR-S reverse blade from outside vehicle **as shown on page 18**.

Part / Tip Length				Blade Tip Direction
WK27S 19 mm	WK27M 25 mm	WK27L 30 mm	WK27XL 45 mm	WK27 » tip facing left
WK28S 19 mm	WK28M 25 mm	WK28L 30 mm	WK28XL 45 mm	
				WK28 » tip facing right

Part / Tip Length	Application
WK27RM 25 mm	Reverse 'R' ORANGE blades have the flat side of cutting tip down and cut underneath the encapsulation from outside the vehicle.
WK28RM 25 mm	



Part / Tip Length		Application
WK29L 30 mm	WK30L 30 mm	Wide angle allows blade to cut underneath panoramic roof frame.
WK29AL 30 mm	WK30AL 30 mm	

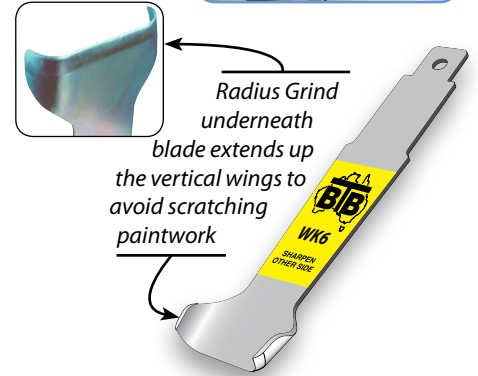


Winged Non-Scratch Pinchweld Trimming Blades

No more scratching or touching up paintwork!

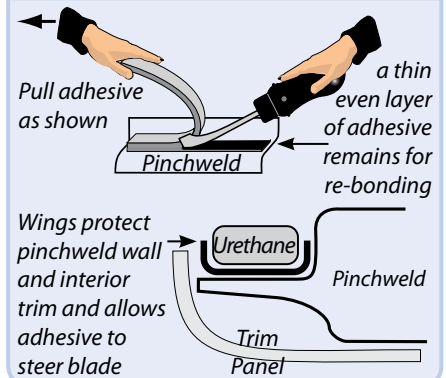
Applications

BTB's WK6 range of winged non-scratch Pinchweld Trimming Blades allow easy and safe removal of excess adhesive. They have a special and distinct radius grind cutting edge to the underside, extending up the vertical wing on each side, which avoids any damage to painted pinchwelds, including the vertical pinchweld wall, and which leaves a thin even layer of adhesive on the pinchweld for re-bonding.



Part / Width	Blade Image	Specific Applications
WK6-S 		This blade is best suited for trimming narrow beads of bonding adhesive.
WK6-M 		This blade covers most pinchweld trimming applications.
WK6-L 		This blade is best suited to trimming wider beads bonding adhesive.
WK6-SET 4 Blade Set Blades: WK6-S, WK6-M, WK6-L, WK6-40 Accessories: WK7, WKKEY		This pinchweld trimming set will cater for ALL of your adhesive trimming requirements.

HOW THESE BLADES WORK



Flat Pinchweld Trimming Blades

Part / Width	Blade Image	Application
WK6-15 15 mm		Like the winged blades, flat WK6 blades include an underside radius grind. They are good for general trimming applications.
WK6-25 25 mm		
WK6-40 40 mm		The WK6-40 blade is great for trimming wide adhesive beads on buses and trains.

NOTE!

✪ WK6 blades are excellent for removing urethane embedded with shattered glass. ✪ Auto Body repairers can use these for body deadener, hemlock and seam seals.



All BTB Blades are designed for use in the BTB E-Tool, Air Tool and Manual Handles.

Adhesive Backfill Removal Blades

Applications

Backfill removal blades are used to quickly remove adhesive backfill from between panel & glass edges and are excellent for buses, trains, RV's, marine (including decking removal) and a range of other backfill removal applications.

Select WK5-S blade or WK17 blade options below.



WK5-S Blade



WK17 Blade

Part / Length	Blade Image	Cutting Technique	Result
<p>WK5-S</p> <p>130 mm</p>		<p>OPERATE AT 45° TO GLASS FOR BOTH 1st AND 2nd CUT</p>	

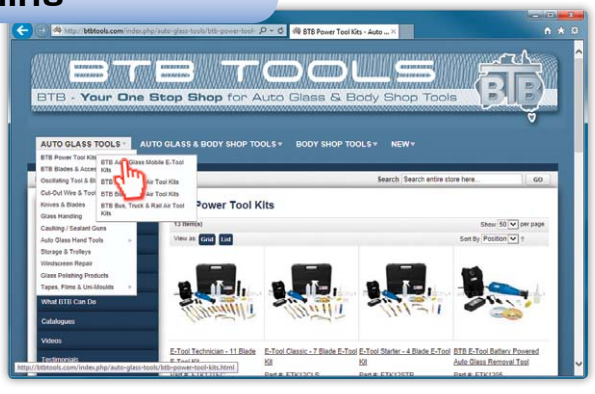
Part / Channel	Blade Image	Cutting Technique
<p>WK17-6</p> <p>6 mm</p>		
<p>WK17-4</p> <p>4 mm</p>		

--



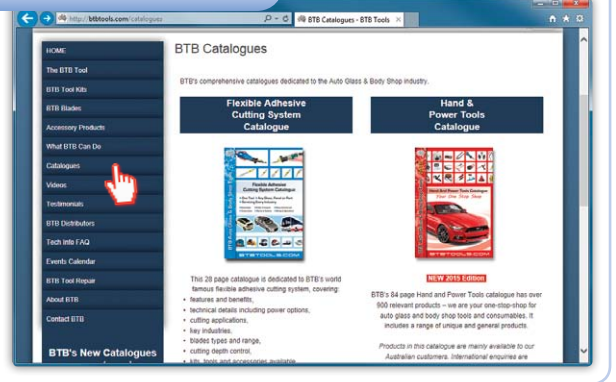
Search Products Online

Browse all the products in this catalogue via our online shop. Quickly search by description or part number, or navigate the menu to the category you seek.



Catalogues Online

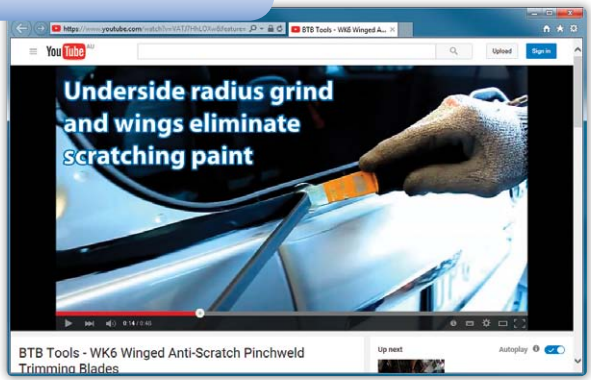
Misplaced your printed BTB catalogues? Remember, you can always go online to browse section by section or download the entire catalogue.



Videos Online

BTB Tools have an extensive collection of product videos online to provide greater insight into features, benefits and use of the tools. Wherever you see the video symbol throughout this catalogue you can go online and experience the product for yourself.

 See the tool in action at btbtools.com/videos




Technical Information Online

The BTB Air Power Tool and 12 Volt Battery Powered **E-TOOL** are both supplied with a training DVD and comprehensive User Manual which includes valuable technical information, hints, tips.

The btbtools.com website also covers a range of additional technical information for the BTB system and other tools.

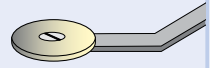


BTB's patented adjustable cutting depth control system ensures you can cut with precision and confidence and only cut as deep as required, avoiding unnecessary damage to the pinchweld, blade, mouldings or glass.

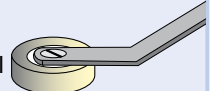


CONTROLLER ARM WHEELS

Controller Arms with the **THIN** 1mm wheel are designed to roll smoothly along uneven (in and out) urethane surfaces.

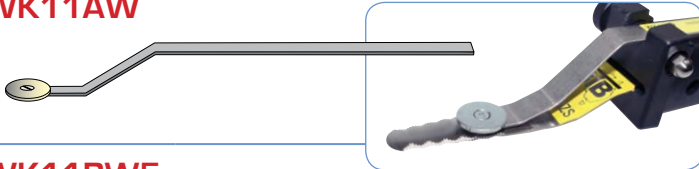


Controller Arms with the **THICK** nylon wheel are designed to roll along A-pillar trim, soft headliner or vehicle body panel.




Controller Arms For 'Z' Blades

WK11AW

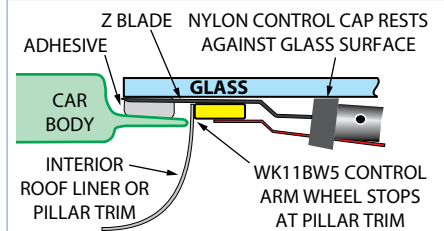
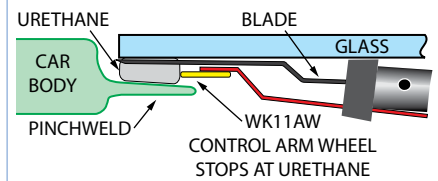


WK11BW5



For Blades:

- WK4Z,
- WK4Z-S,
- WK18Z,
- WK18Z-S,
- WK19Z,
- WK19Z-S,
- WK24Z,
- WK24Z-S,
- WK24ZV,
- WK24ZV-S.



Controller Arm For Reverse Blades

WK11CW



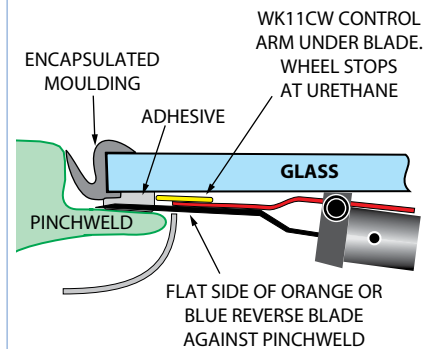
While cutting against pinchweld (**not against the glass**), use the WK11CW control arm underneath all **ORANGE** and **BLUE** reverse blades, to provide support to reciprocating blade and avoiding flapping.

IMPORTANT!




For Blades:

- Long end for:
 WK24ZR-S,
 WK24ZVR-S,
 WK24R-S.
- Short end for:
 WK4ZR-S,
 WK4ZVR-S,
 WK4R-S.



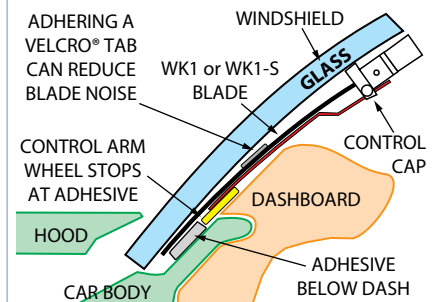
Controller Arm For Long Blades

WK11EW




For Blades:

- WK1,
- WK1-S



Controller Arm For Mid-Length Straight & Bent Blades

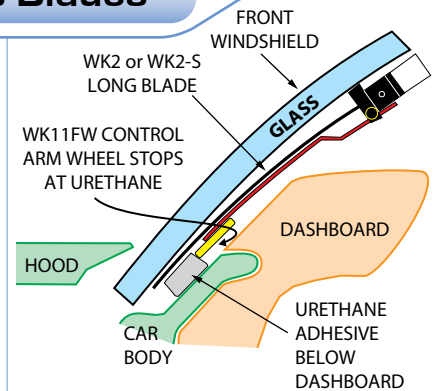
WK11FW



For Blades:

Long end for:
WK2, WK2-S,
WK2V-S, WK24,
WK24-S.

Short end for:
WK3, WK3-S,
WK4, WK4-S.



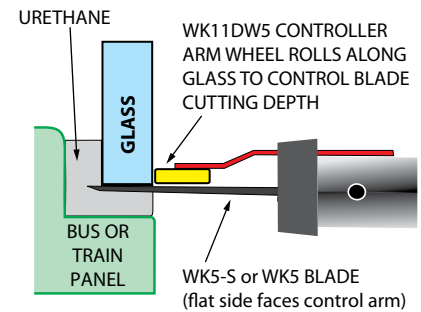
Controller Arm For Short Straight Blades

WK11DW5



For Blades:

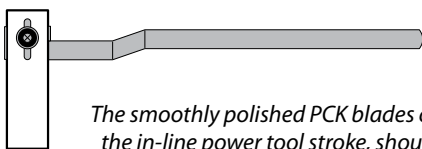
WK5,
WK5-S.



Paint Protector For Powered Cold Knife (PCK) Blades

WK11PP

Includes 2 x spare protection strips



The smoothly polished PCK blades combined with the in-line power tool stroke, should not scratch paintwork. However the WK11PP provides additional paintwork protection and stops blade contacting pinchweld wall or panel corners.


For Blades:

WK27 range,
WK28 range,
WK29 range,
WK30 range.



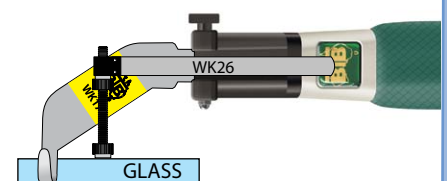
Controller Arm For Backfill Removal Blades

WK26



For Blades:

WK17-6,
WK17-4.




Tool Kit Accessories

WKGA KIT ACCESSORY PACK

All items below are in the WKGA kit and available separately. The WKGA kit is included with every BTB power tool.

WKKEY
4mm Allen Key



SPB34-5
Saw Guide



WK100B
Oil Bottle with Oil



SPB33F
Flat Nose Grub Screw



for use with hack saw blade

24 Teeth/Inch Hacksaw Blade



HACKSAW BLADES – PACKS OF 5

Part	Teeth / Inch
WK610	18
WK620	24
WK630	32

TOOL KIT PACKAGING

WKBX Replacement Sturdy Plastic Tool Kit Box




MANUAL HANDLES (for all blades)

WK7
Manual Blade Handle



WK7L
Manual Blade Double Handle



KIT COMPONENTS

WK20
Plastic Paddle/Lever Tool



WK8DSM
Diamond Grit Blade Sharpening Stone



WK11VEL Velcro® Self Adhesive Round Pads - Pkt 25



WK9
Cutting Lubricant Spray Bottle with Adjustable Nozzle



WK9B
Cutting Lubricant Concentrate Bottle for reserve supply



TRAINING MATERIAL

WK12DVD
Auto Glass Removal Intro & Training DVD




Training information and videos are also available at: btbtools.com/videos

CAT-UME
BTB E-Tool User Manual



CAT-UMA
BTB Air Tool User Manual



E-TOOL Accessories

E-TOOL BATTERIES

ETS12B5
12 Volt 6Ah
Battery in
Carry Bag




NOTE: #ETS12B5 must be charged with #ETSCAC Charger.

ETSB5
E-Tool
12V 6Ah
Replacement
Battery




E-TOOL 12 VOLT EXTENSION CABLES **NEW**


ETSCEXMP
2 Metre
Extension
Cable with
Merit Plug & Socket




Plug into mobile vehicle power via vehicle mounted socket



ETSCEXAC
2 Metre
Extension
Cable with Merit
Socket & Battery Clamps



Connect to portable 12 volt battery or battery pack




E-TOOL BATTERY CHARGER AND AC POWER SUPPLY CORDS

ETSCAC Battery Smart Charger





Includes an AC power supply cord. Please specify your preferred country-specific power supply cord when ordering.

Use only AC or pure sine wave input.



NOTE: #ETSCAC is used to charge ETS12B5, not ETSB5.

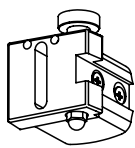
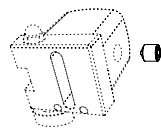
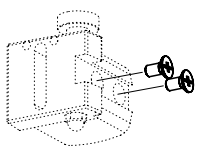
COUNTRY-SPECIFIC AC POWER SUPPLY CORD

<p>ETSCACAU</p> 	<p>ETSCACUK</p> 
<p>ETSCACUS</p> 	<p>ETSCACEU</p> 

E-TOOL & AIR TOOL Spare Parts, Servicing & Repairs

For **E-TOOL** and **WK10HD** servicing and repairs please contact your **BTB** supplier.

NYLON CONTROLLER CAP PARTS (SUIT BOTH WK10HD AIR TOOL AND E-TOOL)

<p>SPB34K Nylon Controller Cap Assembly</p> 	<p>SPB33 Cone Point Blade Chuck Screw</p> 	<p>SPB32 Controller Cap Screw</p> 
--	--	--

For other WK10HD Air Tool AND **E-TOOL** spare parts see the respective User Manuals.



BTB AUTO GLASS & BODY SHOP TOOLS

BTB Automotive Pty Ltd (ABN 41 098 604 954) Trading as BTB Auto Glass & Body Shop Tools



- ▶ Quality At Our Heart
- ▶ Hands-On Experience and Industry Knowledge
- ▶ Worldwide Endorsement by Leading Manufacturers
- ▶ Cutting Solutions for Many Industries

CONTACT US:

Free Call 1800 032 166
for Sales and Technical
Support within Australia

Tel +61 (0) 3 5443 1755
Fax +61 (0) 3 5441 5263
Email sales@btbtools.com
Web www.btbtools.com

Address
1b Wood Street
Bendigo Victoria 3550
Australia



Now that you have this BTB system catalogue, ensure you also ask for BTB's Hand & Power Tools Catalogue, including 80 pages of over 1000 tools and consumables dedicated to the auto glass & collision repair industries.



INNOVATIVE TOOLS FOR YOUR INDUSTRY

THE FAMOUS BTB BRAND YOU CAN TRUST



BTB Tools Distributed by:

The data contained in this catalogue is correct at the time of publication, however BTB take no responsibility for omissions or errors.

BTBTOOLS.COM

2016-04